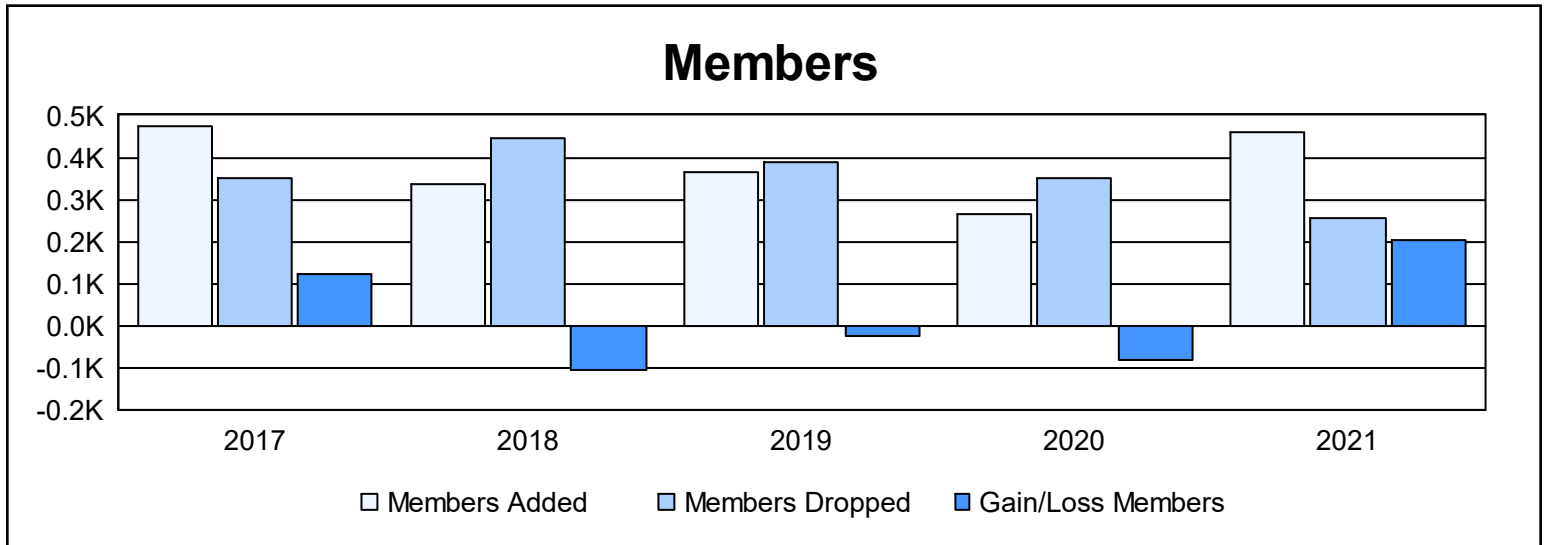
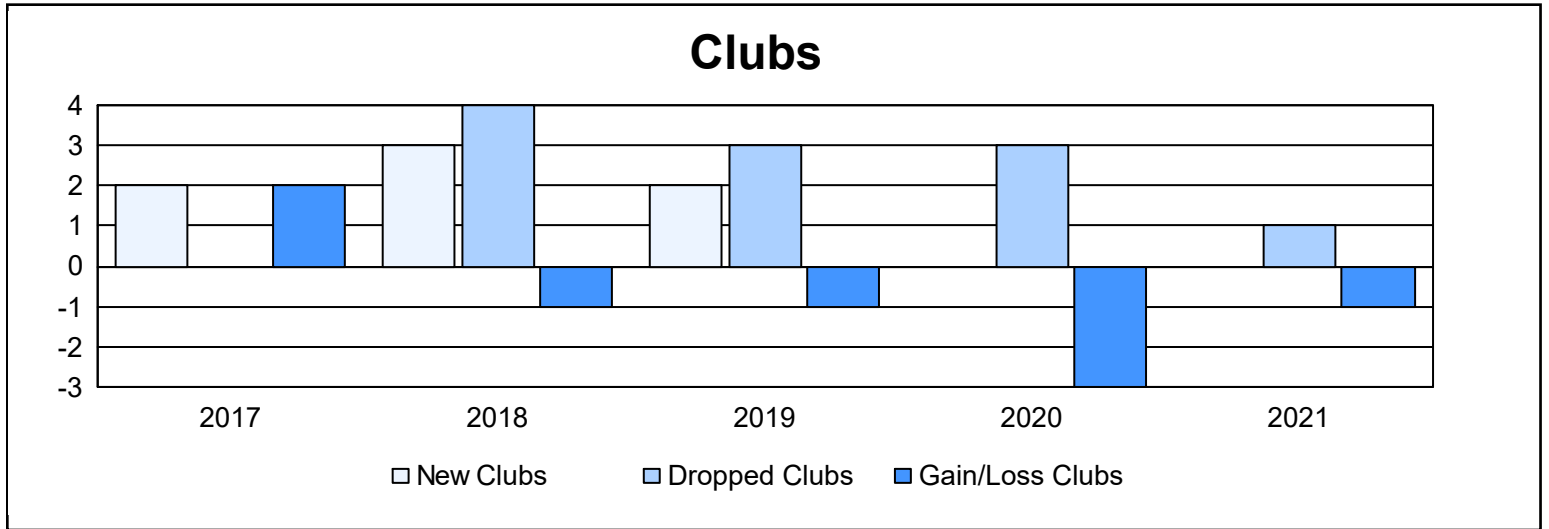
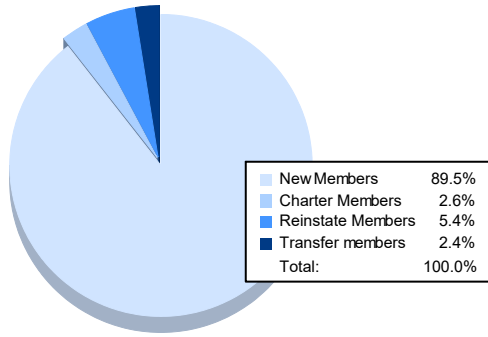


Year	New Clubs	Dropped Clubs	Gain/ Loss Clubs	New Members	Charter Members	Reinstate Members	Transfer Members	Total Member Added	Total Members Dropped	Gain/ Loss Members
2016-2017	2	0	2	399	52	17	6	474	352	122
2017-2018	3	4	-1	216	95	19	7	337	445	-108
2018-2019	2	3	-1	241	63	52	7	363	389	-26
2019-2020	0	3	-3	235	1	9	21	266	350	-84
2020-2021	0	1	-1	411	12	25	11	459	256	203
<b>Average</b>	<b>1</b>	<b>2</b>	<b>-1</b>	<b>300</b>	<b>45</b>	<b>24</b>	<b>10</b>	<b>380</b>	<b>358</b>	<b>21</b>



### Membership Composition June 2021 Cumulative



### Gender Composition June 2021 Cumulative

